



Westbrook World

Westbrook Lane Primary School, Horsforth, Leeds, LS18 5AH (0113 258 7913)



Year 6 at Eden Camp

As part of their topic about World War Two, Class 6 visited Eden Camp, a museum on the site of a former prisoner-of-war camp in Malton. There were lots of fascinating exhibits to look at.

'I enjoyed Eden Camp because it made me feel like I was actually in the war, and I got the

chance to read all the interesting facts.' George

'I liked the hut where they showed you how they escaped from the prisoner of war camp.' Sam

'I liked the plane room because it was fun to learn about which was an enemy and which was an ally.' Charlotte

'I found Eden Camp interesting because we got to see lots of old relics.' Finn

'At Eden Camp, I learnt lots of new facts about World War Two, especially how Hitler convinced Germany to follow him.' Rajveer

'It made me think more about how it would have been for everyone in WW2.' Sophia



Year 1 learn about Remembrance Day


Year 1 children made individual poppies to contribute to a class piece of art work. They were inspired by a series of story books which followed 2 friends throughout the war. The children were asked to find out if they had any family members who contributed to the war effort either overseas or at home. Mrs Murphy said, 'They found out that in year 1 alone we had a great grandma who built Spitfires, a farmer who met Winston Churchill and was told to grow for Britain, bomber pilots, prisoners of war, tank makers, spotlight operators, brave men and women who were

part of the RAF and army, and a great grandad who was part of the 47th Sikh regiment. The children were very proud to tell the story of their family members and were very respectful when we completed the 2 minutes silence on the 11th hour of the 11th day of the 11th month. Well done Year 1!



Badger Alert in Reception!

Reception class enjoyed a trip to Nell Bank. They heard the story of Pete the badger who liked to tidy and who realised how important the environment was, and that he needed to take care of it as it provided homes for his friends. Inspired by their trip, and after watching a video of the illustrator showing how she drew Pete, the children did some fantastic badger art both using paint and black pen.



Year 4 'Skipping School'!



Year 4 have been developing their skipping skills in PE. In partnership with 'Skipping School', the children have been

learning a variety of skipping skills which they will be performing in a festival against some other schools in the spring term of 2022. The skipping skills gradually get more challenging and the children have had to show great perseverance to master them.



Amazing clay work in Class 5

Class 5 had a clay workshop where they were tasked with creating 2 models of animals from the rainforest. They learnt new skills and produced fantastic work.

'During the clay workshop, we made many different animals including jaguars, crocodiles, monkeys, elephants, butterflies and spiders. I made a jaguar called Spot and crocodile called Crock!' Oliver

'In the clay workshop, there was a technique called the carrot. The carrot was when we took a ball of clay and rolled one side of it to make the shape of a carrot. You could then mould this into different body parts.' Henry

'I enjoyed the clay workshop because I learnt new tricks to attach the clay and to make the clay form a shape.' Jacob

'I really enjoyed our clay workshop and learned so many new skills. Sam, the person who came in to teach us, firstly showed us how to make the animals, then we had a turn.' Bethany



Class 3 DT food project turns out deliciously!

As part of their design Technology project, year 3 learnt about where different foods come from and made delicious Japanese fruit skewers. They had to use recipes they had written themselves and practice good hygiene and cutting techniques. The class then used their computer publishing skills to design the front packaging for their fruit skewers. It was a challenge to create a design which would be attractive to both children and their parents.

come from and made delicious Japanese fruit skewers. They had to use recipes they had written themselves and practice good hygiene and cutting techniques. The class then used their computer publishing skills to design the front packaging for their fruit skewers. It was a challenge to create a design which would be attractive to both children and their parents.

As part of their design Technology project, year 3 learnt about where different foods

come from and made delicious Japanese fruit skewers. They had to use recipes they had written themselves and practice good hygiene and cutting techniques. The class then used their computer publishing skills to design the front packaging for their fruit skewers. It was a challenge to create a design which would be attractive to both children and their parents.

come from and made delicious Japanese fruit skewers. They had to use recipes they had written themselves and practice good hygiene and cutting techniques. The class then used their computer publishing skills to design the front packaging for their fruit skewers. It was a challenge to create a design which would be attractive to both children and their parents.

come from and made delicious Japanese fruit skewers. They had to use recipes they had written themselves and practice good hygiene and cutting techniques. The class then used their computer publishing skills to design the front packaging for their fruit skewers. It was a challenge to create a design which would be attractive to both children and their parents.

come from and made delicious Japanese fruit skewers. They had to use recipes they had written themselves and practice good hygiene and cutting techniques. The class then used their computer publishing skills to design the front packaging for their fruit skewers. It was a challenge to create a design which would be attractive to both children and their parents.

come from and made delicious Japanese fruit skewers. They had to use recipes they had written themselves and practice good hygiene and cutting techniques. The class then used their computer publishing skills to design the front packaging for their fruit skewers. It was a challenge to create a design which would be attractive to both children and their parents.

come from and made delicious Japanese fruit skewers. They had to use recipes they had written themselves and practice good hygiene and cutting techniques. The class then used their computer publishing skills to design the front packaging for their fruit skewers. It was a challenge to create a design which would be attractive to both children and their parents.

come from and made delicious Japanese fruit skewers. They had to use recipes they had written themselves and practice good hygiene and cutting techniques. The class then used their computer publishing skills to design the front packaging for their fruit skewers. It was a challenge to create a design which would be attractive to both children and their parents.

come from and made delicious Japanese fruit skewers. They had to use recipes they had written themselves and practice good hygiene and cutting techniques. The class then used their computer publishing skills to design the front packaging for their fruit skewers. It was a challenge to create a design which would be attractive to both children and their parents.

come from and made delicious Japanese fruit skewers. They had to use recipes they had written themselves and practice good hygiene and cutting techniques. The class then used their computer publishing skills to design the front packaging for their fruit skewers. It was a challenge to create a design which would be attractive to both children and their parents.

come from and made delicious Japanese fruit skewers. They had to use recipes they had written themselves and practice good hygiene and cutting techniques. The class then used their computer publishing skills to design the front packaging for their fruit skewers. It was a challenge to create a design which would be attractive to both children and their parents.

come from and made delicious Japanese fruit skewers. They had to use recipes they had written themselves and practice good hygiene and cutting techniques. The class then used their computer publishing skills to design the front packaging for their fruit skewers. It was a challenge to create a design which would be attractive to both children and their parents.

come from and made delicious Japanese fruit skewers. They had to use recipes they had written themselves and practice good hygiene and cutting techniques. The class then used their computer publishing skills to design the front packaging for their fruit skewers. It was a challenge to create a design which would be attractive to both children and their parents.

come from and made delicious Japanese fruit skewers. They had to use recipes they had written themselves and practice good hygiene and cutting techniques. The class then used their computer publishing skills to design the front packaging for their fruit skewers. It was a challenge to create a design which would be attractive to both children and their parents.

come from and made delicious Japanese fruit skewers. They had to use recipes they had written themselves and practice good hygiene and cutting techniques. The class then used their computer publishing skills to design the front packaging for their fruit skewers. It was a challenge to create a design which would be attractive to both children and their parents.

come from and made delicious Japanese fruit skewers. They had to use recipes they had written themselves and practice good hygiene and cutting techniques. The class then used their computer publishing skills to design the front packaging for their fruit skewers. It was a challenge to create a design which would be attractive to both children and their parents.

come from and made delicious Japanese fruit skewers. They had to use recipes they had written themselves and practice good hygiene and cutting techniques. The class then used their computer publishing skills to design the front packaging for their fruit skewers. It was a challenge to create a design which would be attractive to both children and their parents.

come from and made delicious Japanese fruit skewers. They had to use recipes they had written themselves and practice good hygiene and cutting techniques. The class then used their computer publishing skills to design the front packaging for their fruit skewers. It was a challenge to create a design which would be attractive to both children and their parents.

come from and made delicious Japanese fruit skewers. They had to use recipes they had written themselves and practice good hygiene and cutting techniques. The class then used their computer publishing skills to design the front packaging for their fruit skewers. It was a challenge to create a design which would be attractive to both children and their parents.


come from and made delicious Japanese fruit skewers. They had to use recipes they had written themselves and practice good hygiene and cutting techniques. The class then used their computer publishing skills to design the front packaging for their fruit skewers. It was a challenge to create a design which would be attractive to both children and their parents.

These healthy snacks were very popular!



Making Ferris Wheels

Class 2 have been working hard in design and technology this term. In the first half term, the children made moving dinosaurs using a linkage system. This half term, they have built on their understanding of wheels and axles from Class 1 to make a Ferris wheel. They had to use lollipop sticks, tape, glue and cardboard to make a frame and a wheel. The children designed their wheel and then worked in



pairs to make their structure. When evaluating their wheels, the children suggested ideas such as using stronger materials for the frame and making the wheels more equal.

What are you reading in class?




We have been buying lots of lovely new books for all our classes. These are a mixture of recommended age-appropriate texts, together with a range of books which explore and celebrate diversity in all its many forms. The children have responded with great enthusiasm, devouring the books at a rapid rate!

Year 5 have loved receiving the new books for our reading area. We have also been sharing lots of stories as a class including Little Leaders, Counting on Katherine and Hidden Figures. These books are inspiring and have created lots of discussion in the classroom. I have been enjoying our 'Little Leaders' book in class because you get to learn how great women help to change the world – Evie
 In year 5, we have been reading a book called Little Leaders and learning about brilliant black women who were tennis players, singers, artists, sailors and much more. – Annabel
 I'm very inspired by Katherine Johnson because she faced a lot of discrimination but didn't give up and I have been enjoying learning about her – Jamie
 We have been reading lots of books in class like the Little Leaders book and Counting on Katherine. We have lots of books in our reading area – my favourite is the Ship of Shadows, an adventure story – Sierra
 I have been reading a year 5 recommended book. It is called Dragon's game and I've enjoyed it because it's full of drama and adventure - Isaac
 I have been really enjoying the Little Leaders book because we have heard lots of stories about black women changing the world– Emilia



Year 1 were very pleased with their new books!
 'I like reading them!' Evie
 'When you read books, you know more names, my favourite character is called One Leg.' Reuben
 'I like all of the new books and I've read all of them!' Summer
 'They have loads of words and that means we can read them.' Owen
 'You can find out about the world when you look at books.' Charlie
 'They're colourful' Ronnie
 'My favourite is Blanket Bears.' Zahra
 'They have good pictures!' Harry
 'The Twin Book is my favourite.' Betsy
 'They are interesting, they're all my favourites!' Olivia

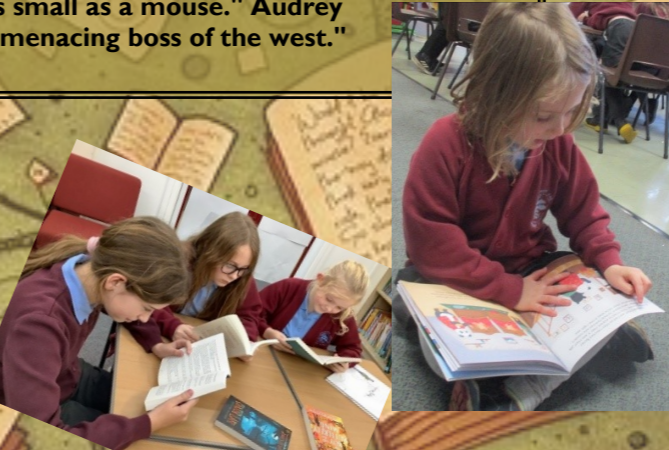
In Year 4, our class novel (Varjak Paw by S.F. Said) has been a huge hit this term. Using a form of secret cat martial arts called 'The Way' handed down from his ancestor, the kitten must make his way through the city and overcome obstacles such as angry dogs, gangs of cats, and the mysterious "Vanishings." The children have enjoyed exploring the different characters and making predictions about the text. Our most recent focus has been looking at Sally Bones, the villain in the text. Have a look at some of our fantastic sentences to describe her.
 "Although she is probably the smallest cat, she is still the strongest." Ella
 "This fearless cat makes everyone feel as small as a mouse." Audrey
 "All the cats in the city are afraid of this menacing boss of the west." Myles



Isobel, Y6, read 'The Boy in the Tower.' She said, 'It was very exciting all the way through. The tension grows and makes you wonder what is going to happen. The book really draws you in.'



Year 4- We are looking forward to reading the sequel to Varjak Paw after the Christmas holidays!



Isaac read The Bubble Boy
 He said, 'It is quite tense because the boy has been in hospital since he was born and has to take pills to keep him alive. He can't go outside because he would go to sleep and never wake again.'