



Westbrook World



Westbrook Lane Primary School, Horsforth, Leeds, LS18 5AH (0113 258 7913)

Safer internet Day

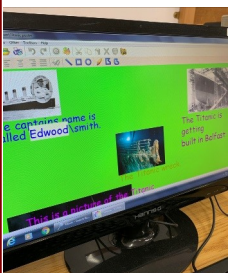
Classes throughout the school had special assemblies given by Mr Hooson along with activities in class on internet safety: *'This is really valuable, both adding to and reinforcing what is learnt as part of the computing curriculum,'* said Mrs Hopkins



On Safer Internet Day, year 5 made 'This is me' bunting. *'The bunting showed all the apps I use online and all about me. I use Times Table Rockstars on YouTube the most.'* Harlene
'We put on pictures of apps and what we use online. We were celebrating the good things you can use the Internet for. Our favourite app is YouTube.' Sophie and Erin
'We had to research and write about how to keep safe online. I think the most important thing is to check with an adult what you're playing and watching.' Toby



Year 6 have been exploring how to be a good friend online and how they can take responsibility for their online behaviour. They received a talk from the PCSO for Horsforth, Julie Richardson, and also attended a presentation at Horsforth School. The children have been exploring the effect their words can have on someone else who is reading them.



Year 2 Titanic poster in progress!

Year 2 learnt about how to use the internet to research their Titanic topic. Most importantly they learnt about how to do this safely!



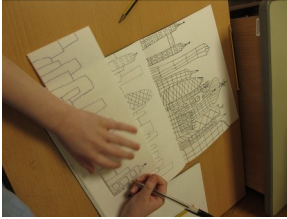
Year 1 used the E-safety cartoon 'Jesse and Friends' to introduce some key safety ideas. The children really enjoyed the films, especially the song that goes with it!



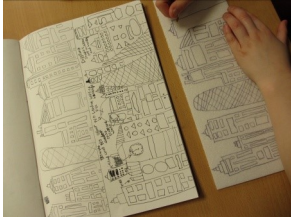
Year 1 dancing and singing their E-safety song!



The children used word processing software to help them make safety posters with writing that stands out and is easy to read.



'I enjoyed the printing – it's the first time I've ever used ink and the brayer.' Alfie



'It was amazing to learn about Stephen Wiltshire. He is so inspiring how he can travel the world and meet new people even though it makes him feel anxious because he has autism.' Finn



'I was so interested in learning about Stephen Wiltshire's photography. I can draw a whole cityscape after seeing it for only 15 minutes in a...



In their art lessons with Mrs Lockwood, Year 4 have been looking at the work of Stephen Wiltshire, a London born artist who is known for drawing detailed cityscapes from memory. We created our own cityscapes, inspired by landmarks from around the world. Our first was an intricate pen drawing, followed by a simplified version in our sketchbooks which we then transferred onto our ink prints.

To produce our designs, we used Safeprint, similar to polystyrene and drew our cityscapes on it. We had to be careful to apply enough pressure to make a good indentation so our prints were successful but not too much that we broke the Safeprint. Once we had drawn on our cityscapes, we transferred the ink on using a brayer. We then carefully put the ink side onto our paper and pressed it down. When we lifted it up, we were left with amazing prints!



Thanks to Dan for his excellent picture painted on lockdown – it's great to see how much he has remembered from Year 6's art work on Rousseau!



Year 5 lea...
Hakka!
'It was a dance because I was really angry, I had to try and have to try and other team...'
'I got to work and moves and stay quite s...



In Year 2, the children have made their own superheroes using wire, tin foil and papier mâché. They used each other as models to create their own superhero pose. They finished by painting them and making a cape out of fabric.



In art, Year 2 have been looking at the work of Piet Mondrian. Mr Campleman said, "We found out that he used to paint landscapes and was a teacher. Looking at his piece called Trafalgar Square, we noticed that he liked to use primary colours and thick black lines." The children created their own version of Trafalgar square, choosing between paint, watercolours, oil pastels, felt tip pens or coloured pencil.






en Wiltshire, a
 t version was an
 n used as a plan for
 be on using biro.
 ts would be
 yscape, we rolled
 d down. When we

phic memory—he
 helicopter ride.’ Evie



rt to dance the
 fferent sort of
 ause we had to act
 y and fierce- you
 and scare the
 !’ Amy

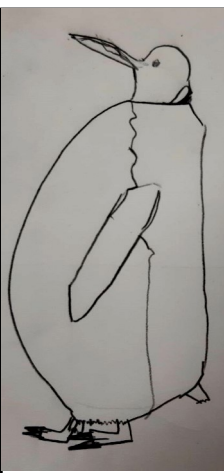
ork in a group with my friends. We made our own
 had to shout at the start. It was fun, but we had to
 serious.’ Luke




I enjoyed doing
 the printing. I
 was really
 pleased with
 mine when I
 had finished –
 Jaide



Year 3 have been inspired by Ann Roth's work with
 textiles to produce their own weaving. We also learnt
 about the industrialisation of weaving as part of our
 history topic.



Building on some of the
 many art lessons they had in
 the Autumn, Year 1 were
 given a special sketch book.
 Mrs Murphy said, “The
 introduction of sketch books
 happens in Autumn 2 with a
 series of lessons on how to
 sketch a penguin using line and
 shading to create a life –like



emperor penguin. We then go on to re-create Claude Monet’s work in two ways-
 using water colour pencils on a mini canvas and also creating it digitally using art
 software.”



Year 5 had a great time using the keyboards in their music
 lessons. ‘We had to make a tune using different keys. We
 worked with partners and used both high and low keys together
 to make the tune.’ Nancy
 ‘We used the keyboards to learn to play different keys. It’s kind
 of hard because you don’t know which one is which!’ Lucas

The Arts



Class 6 enjoyed a full day clay workshop with a visiting artist. The theme of the day

was Rainforest Animals.

The class watched demonstrations on how to make various animals: frogs, crocodiles and gorillas. Once they felt confident, they were let loose with the clay!



Annabella: 'I made a butterfly. The day was amazing!'



Nancy: 'I made a crocodile and an elephant. Some of it was very difficult because the clay hardened quickly, but it was a really good day.'



Each child created two rainforest creatures over the course of the day, and the results were a big success.

Lois: 'The teacher went through all the steps to help us. I made a butterfly and an elephant.'



Ben: 'It is challenging as well as fun because it is a new skill for me.'

Class 6 have been learning to play Rocky Mountain – a pentatonic melody – on keyboards.



After lots of acting out of the story in the classroom, everyone drew a story map

Reception class used a range of media to represent their own bears and the characters in Goldilocks. Children used the art software Dazzle and also paint, pencils and collage.

'It was lovely to see the amount of detail children were adding to their work!' Mrs Gibbons

