

Brading CE (Controlled) Primary School



We are a Team that Trust each other to unlock potential.

Tel: 01983 407217

News from Brading CE Primary School

Headteacher: Mrs. B Gilbert

Friday 2nd May 2025

Our Christian Values: Trust

Truth, Respect, Unity, Sincerity, Tolerance

This week our focus has been on TRUTH.



Dear Parents/Carers,

Wow I can't believe that it is May Bank Holiday weekend already and that we have one more week until the Year 6 SATs start. This year has just flown by. I would like to say how proud I am of how hard the Year 6 children are working and at the same time I want to say a big thank you to Mr Baker and Mrs Cooney for all their hard work. It is always so frantic this time of year for them.

Can I please remind everyone again like I did last week in regards to being a TEAM that TRUST each other. Everyone that is working within school undertakes the role to support everyone in the best way they can. To enable us to undertake this, I would like to say my expectation is that everyone, in every form of communication, is treated with the utmost respect. This includes face-to-face meetings, letters, emails and phone calls. I really don't want to mention to anyone in regards to inappropriate behaviour or language towards staff but, if I need to, I will report any incidents to the local authority. My door is always open and as I have always done, in 21 years of Headship, wanted to work closely with everyone to support the needs of your fabulous children. Please come and talk to me if you have any concerns. I am not always available straight away but Mr Barnes and Mrs Wenman will make an appointment for you.

Next week we will provide you with all the dates for sports week, trips etc so everyone knows what is happening this term and has plenty of notice.

As we are in the Summer term now and the weather is beautiful, can I please remind everyone that if you would like your child to wear sun cream, please make sure that you have put it on them before they come to school and it is the long lasting cream as well so they are covered for the whole day as staff are not allowed to administer this during the school day. In addition, please make sure that your child has a named hat for playtimes and lunchtimes.

As you may have seen in the County Press, the Local Authority are consulting on extending our Resource Provision from 8 to 12 children. Please find a letter attached inviting you to a consultation meeting on 23rd May.

Don't forget we are not here on Monday as it is a Bank Holiday – see you on Tuesday. Remember my door is always open.

Mrs Gilbert
Headteacher

Collective Worship this Week

We have been
continuing to focus on
truthfulness.

Bible Reflection

SCHOOL MENU WEEK COMMENCING :

We also offer tomato pasta as well as jacket potatoes and sandwiches with selection of fillings each day.



Monday	Tuesday	Wednesday	Thursday	Friday
Cheese and Tomato Pizza Flapjack with Fruit	Sausage Hot Dog with Potato Wedges Cornflake Tart	Roast Chicken Oatie Cookie with Fruit	Macaroni Cheese Lemon Drizzle Muffin	Fish Fingers and Chips Crunchy Chocolate Mousse

School Nurse Sessions

There will be the opportunity to meet with Joanna Norman, our school nurse to talk about the following:

- Sleep
- Constipation / soiling / toileting concerns
 - Day and night time wetting
 - Hearing or vision concerns
- Dietary advice, weight management and body image
 - Development or puberty advice
 - Personal hygiene and oral health
 - Emotional wellbeing

The next date will be Thursday 20th May between 9.00 and 12.00 and will be half termly. Please email jo.willshire@bradingcpri.iow.sch.uk if you would like to attend with a brief overview of what you would like to discuss so the nurse can be prepared for the session

<div>Diary Dates</div>	
Dates for your diary:	
April	From 23 rd – Y5 Seaview Sailing 30 th – YR, 1 and 2 Weekly Carnival sessions
May	2 nd – St Lucia to Butterfly World 12 th – 15 th May – Y6 SATs 20 th – School Nurse Session
June	10 th – Y5/6 Sea Safe Sessions 12 th – KS1 Nettlecombe Farm Visit 20 th – Group and Leavers' Photos 30 th – Y1 to Y6 LSO Concert at Ryde Academy Theatre
July	4 th – PEACH Games for Year 4 8 th – Y6 Transition Day 9 th – Y6 Leavers' Service in Portsmouth Cathedral

WHAT WE HAVE BEEN LEARNING ABOUT THIS WEEK

CUBA	In Cuba class this week we have enjoyed lots of water play in the shade to cool down. We have started exploring the story of The Hungry Caterpillar and matching butterflies in a sensory tray. The children have really enjoyed the new sensory balls and we have started to make our outfits for Mardi Gras, we have made our ribbon streamers ready.
HAWAII	In Hawaii, we have been learning about time in maths. We have looked at digital and analogue clocks. In English, we are creating posters for our choice of locations. We added white to create tints in Art and Design. The children have created habitats for the insects they found outside of the classroom.
ANTIGUA	This week in Antigua we have introduced our new phonics sounds and activities. The children have really enjoyed learning the new sounds and getting to know the new activities! We have also been playing in the sunshine and have spent a lot of time in the garden talking about how things grow and what plants need to grow! We have had a lovely week!
ST LUCIA	This week in St Lucia we have continued our topic of Minibeasts and linked it to growing. We have been exploring the lifecycle of a butterfly, making symmetrical patterns on a butterfly, making minibeasts from junk modelling. We wrote a shopping list for The Hungry Caterpillar, we using adjectives to describe The Hungry Caterpillar and write a sentence as a challenge! In maths we have been verbally counting to 20 and beyond, the children loved sitting in a circle and counting everyone's legs, with support we made it to 100! We can't wait to finish off our minibeasts topic by going to Butterfly World!
NEW ZEALAND	This week in year 1 and 2 we started our magical mapping topic and went for a treasure hunt using the maps to track the treasure down. We all found the treasure which was... 30 dojos each!! We then had the second session of our carnival workshop where we began making our costumes including rosettes, belts and printing on sashes.
GALAPAGOS	This week year 3 and 4 have continued to work on writing their diary entries based on our topic somewhere to settle. We have written a diary based on a day spent in the city. In maths we have finished our time unit, and have been working hard on understating how to convert between analogue and digital clocks as well and 12-hour clocks and 24-hour clock. In art we have explored mixing colours and linked this to our work in tints and shades from last week. We have continued our tennis lessons, starting to play games focusing on our accuracy and control. Finally, in science we have completed our unit on sound and explored sound proofing, looking at which materials are best soundproofing and then writing a letter to a band suggesting what material would be best to soundproof their studio. Have a lovely long weekend, and see you next week!
ICELAND	In Iceland this week we have been editing our creative writing about a futuristic delivery drone that is delivering parcels to indigenous people living in mountain ranges. In maths, we have created our own angles and measured them accurately with protractors before investigating reflex angles and angles around a point. We have had some excellent French and Art work this week too, both looking at our lives within school.
JAMAICA	This week in Jamaica class, we have been continuing to work hard in preparation for SATs. We have completed a range of practice papers and have worked in groups to complete different questions. On Tuesday, we had an art afternoon and looked at different printing and painting techniques.

We have vacancies!

Now we have had the fantastic news that Brading Primary School is staying open, we are pleased to be able to offer places in our Early Years Provision starting after the Easter holidays. As an experienced 2 to 11 setting, we understand that the requirements of each child and each family are different and we offer a flexible early year's facility which has been designed to provide an individually tailored approach for you and your child's needs. Whether you are looking for childcare for a few sessions or for the whole week, we are committed to ensuring your children are cared for in an environment where they will feel safe, happy and nurtured.

There is a range of funding available for children from 2 years old, it is really easy to check your family's eligibility for early years funding by visiting www.childcarechoices.gov.uk:


- 2-year-olds can get 15 hours of funding from the term after their 2nd birthday if you receive certain benefits (including Income support or Jobseeker's Allowance or if you receive Universal Credit, and your household income is £15,400 a year or less after tax).
 - Working families can, subject to eligibility, get 15 hours of funding for 2-year-olds.
- All children are entitled to 15 hours of free early years education from the term after their 3rd birthday.
- Working families of 3-year-olds can, subject to eligibility, apply for an extra 15 hours of funding, giving them a total of up to 30 hours.

If your child's birthday is before 31st March they could start with us straight after the Easter holiday, or if their birthday is between 1st April to 31st August then they could start in September.

If you, or someone you know, are considering places for any child from 2 years old and upwards either call the office on 01983 407217 or visit the early years section on our website www.bradingscpri.iow.sch.uk/classes/brading-early-years.

If you would like any help in investigating the funding options available to you either go to www.childcarechoices.gov.uk or pop in to talk to Mrs Stubbs who can assist you.

This week in Pictures:







Foodbank Vouchers

Mrs Willshire is able to issue Foodbank Vouchers to anyone who may be struggling. Please email Mrs Willshire to request one if required. Jo.willshire@bradingcepri.iow.sch.uk

Attendance

Whole School Target: 95%

<u>Class</u>	<u>Percentage Attendance last week</u>
Antigua	76
St Lucia	94
Cuba	75
Hawaii	75
New Zealand	89
Galapagos	91
Iceland	87
Jamaica	81



Penalty Notice Fines for School Attendance are Changing.

As set down by the Department for Education, penalty notices can be issued for unauthorised absence. With the introduction of the new National Framework for Penalty Notices, the following changes will come into force for Penalty Notice Fines issued after 19th August 2024.

Per Parent, Per Child

Penalty Notice Fines will now be issued to each parent, for each child that was absent.

For example:

3 siblings absent for term time leave, would result in each parent receiving 3 separate fines.

5 consecutive days of term time leave

Penalty Notice Fines will be issued for Term Time Leave of 5 or more consecutive days. INSET training days are school days and can be included in the 5 or more consecutive days where there was intent to be absent for term time leave.

10 sessions of unauthorised absence in a 10-week period

Penalty Notice Fines will be considered when there has been 10 sessions of unauthorised absence in a 10 week period.

1 First Offence

The first time a Penalty Notice is issued for Term Time Leave or Irregular Attendance the amount will be:

£160 per parent, per child paid within 28 days.

Reduced to £80 per parent, per child if paid within 21 days.

2 Second Offence

Within 3 years

The second time a Penalty Notice is issued for Term Time Leave or Irregular Attendance the amount will be: £160 per parent, per child paid within 28 days.

3 Third Offence

And Any Further Offence (Within 3 years)

The third time an offence is committed for Term Time Leave or Irregular Attendance a Penalty Notice will not be issued, and the case will be presented straight to the Magistrates' Court. Magistrates' fines can be up to £2500 per parent, per child.

Cases found guilty in Magistrates' Court can show on the parent's future DBS certificate, due to 'failure to safeguard a child's education'.

SPRING/SUMMER 2025 MENU



WEEK 1

W/C: 21/04/2025, 12/05/2025, 09/06/2025, 30/06/2025, 21/07/2025,
08/09/2025, 29/09/2025

		MONDAY	TUESDAY	WEDNESDAY	THURSDAY	FRIDAY
HOT DISHES	OPTION 1	Cheese and Tomato Pizza Served with Wholewheat Pasta 🍕🌱	BBQ Chicken Served with Wholegrain Rice 🍗	Roast Pork Served with Roast Potatoes and Gravy	Classic Beef Burger Served with Potato Wedges	Battered Fish Served with Chips
	OPTION 2	Jacket Potato with a Choice of Toppings 🍟🌱🌿	Jacket Potato with a Choice of Toppings 🍟🌱🌿	Jacket Potato with a Choice of Toppings 🍟🌱🌿	Jacket Potato with a Choice of Toppings 🍟🌱🌿	Quorn Dippers Served with Chips 🍟
	OPTION 3	Tomato Pasta Fresh, Homemade Tomato Sauce with Pasta 🍝🌱🍅	Tomato Pasta Fresh, Homemade Tomato Sauce with Pasta 🍝🌱🍅	Tomato Pasta Fresh, Homemade Tomato Sauce with Pasta 🍝🌱🍅	Tomato Pasta Fresh, Homemade Tomato Sauce with Pasta 🍝🌱🍅	Tomato Pasta Fresh, Homemade Tomato Sauce with Pasta 🍝🌱🍅
HOT DISHES ARE SERVED WITH TWO VEGETABLES AND FRESHLY BAKED BREAD						
DELI DISHES	OPTION 4	Ham Baguette 🥖	Ham Baguette 🥖	Ham Baguette 🥖	Ham Baguette 🥖	Jacket Potato with a Choice of Toppings 🍟🌱🌿
	OPTION 5	Cheese Baguette 🥖🧀	Cheese Baguette 🥖🧀	Cheese Baguette 🥖🧀	Cheese Baguette 🥖🧀	Ham or Cheese Baguette 🥖🧀
DELI DISHES ARE SERVED WITH MIXED SALAD						
DESSERT		Chocolate Brownie 🍫	Fruits of the Forest Jelly 🍓🍓	Banoffee Pie 🥧	Shortcake with Fruit 🍰🌱	Banana Cake 🍰🍌

SPRING/SUMMER 2025 MENU



WEEK 2

W/C: 28/04/2025, 19/05/2025, 16/06/2025, 07/07/2025, 28/07/2025,
15/09/2025, 06/10/2025

		MONDAY	TUESDAY	WEDNESDAY	THURSDAY	FRIDAY
HOT DISHES	OPTION 1	Macaroni Cheese 🍝	BBQ Chicken Pizza Served with Potato Wedges	Roast Gammon Served with Roast Potatoes and Gravy	Beef Bolognese Served with Wholewheat Pasta 🍝🍗	Southern Fried Chicken Served with Chips
	OPTION 2	Jacket Potato with a Choice of Toppings 🍟🌱🌿	Jacket Potato with a Choice of Toppings 🍟🌱🌿	Jacket Potato with a Choice of Toppings 🍟🌱🌿	Jacket Potato with a Choice of Toppings 🍟🌱🌿	Quorn Dippers Served with Chips 🍟
	OPTION 3	Tomato Pasta Fresh, Homemade Tomato Sauce with Pasta 🍝🌱🍅	Tomato Pasta Fresh, Homemade Tomato Sauce with Pasta 🍝🌱🍅	Tomato Pasta Fresh, Homemade Tomato Sauce with Pasta 🍝🌱🍅	Tomato Pasta Fresh, Homemade Tomato Sauce with Pasta 🍝🌱🍅	Tomato Pasta Fresh, Homemade Tomato Sauce with Pasta 🍝🌱🍅
HOT DISHES ARE SERVED WITH TWO VEGETABLES AND FRESHLY BAKED BREAD						
DELI DISHES	OPTION 4	Ham Baguette 🥖	Ham Baguette 🥖	Ham Baguette 🥖	Ham Baguette 🥖	Jacket Potato with a Choice of Toppings 🍟🌱🌿
	OPTION 5	Cheese Baguette 🥖🧀	Cheese Baguette 🥖🧀	Cheese Baguette 🥖🧀	Cheese Baguette 🥖🧀	Ham or Cheese Baguette 🥖🧀
DELI DISHES ARE SERVED WITH MIXED SALAD						
DESSERT		Apple and Golden Syrup Cake 🍰🍏	Strawberry Jelly 🍓🍓	Flapjack with Fruit 🥞🌱	Chocolate Orange Drizzle Cake 🍰🍫🍊	Lemon Cake 🍰🍋

SPRING/SUMMER 2025 MENU



WEEK 3

W/C: 05/05/2025, 02/06/2025, 23/06/2025, 14/07/2025, 01/09/2025,
22/09/2025, 13/10/2025

		MONDAY	TUESDAY	WEDNESDAY	THURSDAY	FRIDAY
HOT DISHES	OPTION 1	Cheese and Tomato Pizza Served with Wholewheat Pasta 🌱🌾	Sausage Hot Dog Served with Potato Wedges	Roast Chicken Served with Roast Potatoes and Gravy	Macaroni Cheese 🌱	Fish Fingers Served with Chips
	OPTION 2	Jacket Potato with a Choice of Toppings 🌱🌾	Jacket Potato with a Choice of Toppings 🌱🌾	Jacket Potato with a Choice of Toppings 🌱🌾	Jacket Potato with a Choice of Toppings 🌱🌾	Quorn Dippers Served with Chips 🌱
	OPTION 3	Tomato Pasta Fresh, Homemade Tomato Sauce with Pasta 🌱🌾	Tomato Pasta Fresh, Homemade Tomato Sauce with Pasta 🌱🌾	Tomato Pasta Fresh, Homemade Tomato Sauce with Pasta 🌱🌾	Tomato Pasta Fresh, Homemade Tomato Sauce with Pasta 🌱🌾	Tomato Pasta Fresh, Homemade Tomato Sauce with Pasta 🌱🌾
HOT DISHES ARE SERVED WITH TWO VEGETABLES AND FRESHLY BAKED BREAD						
DELI DISHES	OPTION 4	Ham Baguette 🌱	Ham Baguette 🌱	Ham Baguette 🌱	Ham Baguette 🌱	Jacket Potato with a Choice of Toppings 🌱🌾
	OPTION 5	Cheese Baguette 🌱	Cheese Baguette 🌱	Cheese Baguette 🌱	Cheese Baguette 🌱	Ham or Cheese Baguette 🌱
DELI DISHES ARE SERVED WITH MIXED SALAD						
DESSERT		Flapjack with Fruit 🌱	Cornflake Tart	Oatle Cookie with Fruit 🌱	Lemon Drizzle Muffin	Crunchy Chocolate Mousse



Dinosaur discovery



Farm facts

I wonder if you could find some pigs...



"This is the way we brush our hair"



What's that roar?
...could it be a dinosaur?
...could it be a safari animal?

We went to.....



Safari



I wonder if our flower will change colour...

Science week experiments



Books we've read this half term...



KS1 Provision

Spring 2 2025



I wonder if you could colour in this Easter egg...



All about Easter



Antigua Class News



We are going on Safari Discovering Dinosaurs






LOOK!! I've found something!!!!



I'm planting seeds

I ♥ pancakes



Books we've read this term



Baby, would you like some pancake?



I'm making a garden for the Easter Bunny



HAPPY EASTER

What happens at Easter?

Pre-school

Spring 2 2025



10 Top Tips for Parents and Educators SAFETY ON THE ROAD

Traffic-related incidents are a significant risk for young pedestrians and cyclists, so understanding road safety is crucial for children's wellbeing. While all road users share responsibility for keeping one another safe, this guide offers strategies for empowering young people to navigate the roads confidently and responsibly.

1 TAKE PRACTICE JOURNEYS

Making 'practice' journeys with children is a great way to help them stay safe, thereby modelling responsible behaviours and having road safety conversations as they prepare to travel independently. Add hazard perception activities like spotting electric vehicles – which may have a green number plate – and point out how quiet they are. Children learn by watching others: remind them that their peers might not always be the best role models.

2 BE BRIGHT, BE SEEN

Visibility is lower during darker winter days, and drivers need to take extra care to look out for pedestrians. Wearing bright and reflective clothing can help make children more visible to drivers near roads. In poor daylight conditions, encourage children to wear light, bright or fluorescent clothing. When it's dark, wear reflective clothing or materials such as a reflective armband or jacket.

3 EYES UP

Encourage children to look up and keep their eyes on the road. Teach them to constantly watch for traffic and practise double-checking the road before crossing – looking right, left and then right again.

4 LIMIT DISTRACTIONS

Where possible, devices like phones should be kept away from children while out and about near roads. If they're carrying devices, these should be put away until they've reached their destination. Children must also avoid playing with toys or being distracted by friends. If a friend wants to show them something funny on their phone, there'll be time for that once they've safely arrived.

5 SLOW DOWN

Discuss the importance of waiting instead of crossing immediately. It can be tricky to judge the speed of traffic and spot obstacles that could cause a trip or a fall. For safety, children must stop and think before they get to the kerb and should always walk – not run – when crossing the road. They should avoid crossing until they're certain they have plenty of time. Even if traffic seems a long way off, it could still be approaching very quickly.

6 STOP BEFORE THE KERB

Teach children to stop before reaching the kerb – not right at the edge of it. Halting before they get to the kerb allows them to see if anything's coming, whereas getting too close to traffic is dangerous. If there's no pavement, children should stand back from the road's edge but ensure they can still see approaching traffic.

7 CROSS SAFELY

Children should always find a safe spot to cross the road, prioritising zebra crossings or pelican crossings, footbridges and subways. Find a place where they can see traffic coming from both directions. Avoid crossing near junctions, bends in the road, or obstacles that block their view, instead moving to somewhere they can see and be seen. Remind them to use their eyes and ears together when checking the road, as sometimes they can hear traffic before they can see it. Looking and listening while crossing helps them quickly spot traffic, including cyclists and motorcyclists driving between other vehicles.

8 PARKED VEHICLES

Crossing between parked vehicles is very dangerous. Teach children to use extra caution if crossing in this way, and, ideally, avoid it altogether. They should use the outside edge of a vehicle as if it were the kerb, waiting and checking for traffic before moving. They should ensure vehicles aren't about to move, by looking for drivers in the vehicles and listening for engines running – but remember that electric vehicles may move off silently. They should always make sure there is a gap between any parked vehicles on the other side, so they can reach the pavement.

9 REVERSING VEHICLES

Children must never cross behind a reversing vehicle – it's extremely dangerous. Remind them to look for white reversing lights and listen out for warning sounds. Can they hear the engine sound or a radio playing inside the vehicle?

10 WAIT FOR THE BUS TO LEAVE

When getting off a bus, children must wait for it to leave before crossing so they can have a clear view of the road in both directions. This also allows them to see and be seen by other road users. Crossing near large vehicles is particularly dangerous and should be avoided.

Meet Our Expert

THINK! is a year-round national campaign that aims to encourage safe road behaviours – whether we're driving, cycling, horse riding or walking – with the aim of reducing the number of people killed and injured on the UK's roads each year. Find out more at: <https://www.think.gov.uk/education-resources/>



#WakeUpWednesday®

The National College®

X @wake_up_weds

f /www.thenationalcollege

@wake.up.wednesday

@wake.up.weds

Users of this guide do so at their own discretion. No liability is entered into. Current as of the date of release: 30.04.2025

PROJECT  WIGHT HOOPS

PRESENTS.....



BASKET BALL

CAMP

YOUTH AGE

5-18

**JOIN
NOW!**

MAY
30th & 31st
10am - 4pm

WEST WIGHT
SPORTS CENTRE,
Moa place,
Freshwater

COST..
1 Day £30
Both days £50
Inc T-shirt

Book at...

<https://spond.com/invite/CZ0UJ>

Is your little one starting school this September? Come hang out at Isle Imagine this June & July!

We're hosting playful afternoon meet-ups where kids can use their imagination, make new buddies, and get excited for school.

Parents, grab a coffee, meet other grown-ups in the same boat,
and make it a little easier for you both.

Let's make those first-day feels a little more fun—for everyone

Each session will run from 12.00 til 2.00pm, and will have a designated seating area for your school with free crafts, cake & juice!

Bay CE	21/07		Nettlestone	25/06
Barton	02/06		Newchurch	26/06
Bembridge CE	03/06		Newport CE	27/06
Binstead	04/06		Nine Acres	30/06
Brading CE	05/06		Niton	01/07
Brighstone CE	06/06		Northwood	02/07
Broadlea	09/06		Oakfield CE	03/07
Carisbrooke CE	10/06		Queensgate	04/07
Dover Park	11/06		Shelfleet CE	07/07
Freashwater & Yarmouth	12/06		St Blasius Shanklin CE	08/07
Gatton & Lake	13/06		St Francis Catholic	09/07
Godshill	16/06		St Helens	10/07
Greenmount	17/06		St Mary's Catholic	11/07
Gurnard	18/06		St Saviour Catholic	14/07
Haylands	19/06		St Thomas of Canterbury	15/07
Holy Cross Catholic	20/06		Summerfields	16/07
Hunnyhill	23/06		Wootton	17/07
Lanesend	24/06		Wroxall	18/07

Classorama

News from Naturezones April' 25

Reduced Fees School Visits 2025

The Heritage Lottery Fund has awarded Naturezones Wildlife Education Trust (NWET) a grant to support Scientific and Natural History educational visits to its dedicated 10 acre site for primary school children on the Isle of Wight.

We can also accommodate some small-groups visits for free.

Curriculum subjects Naturezones can cover

Everything Plants
Habitats & Micro Habitats
Bugs
Life Cycles
Food Chains
Observation and Surveys
The soil
Carbon sequestration and Light
Bird Migration
Arts and crafts with natural materials

Planning your Spring/Summer Class visit? Bring your science lessons alive at Naturezones Led by our experienced workshop leaders

In Brief

Natures Table - For years 1,2,3,4 and 5. Sessions commence 10 am — 2.30 pm-ish. Max 30 children normally £220/session now £75/session

Reception Class Special - 90 min visit. £80. now £50. Make it a morning session, bring a packed lunch and stay a little longer

Ten for Free - Normally in July. Suitable for the Eco group, special achievers, children that would benefit from an outdoor experience in nature.

Reduced prices are available until the grant is exhausted
1 session/school or 2 if there are 2 cohorts/yr
1 discounted visit per school



Greenmount—Activities were fun and informative. Instructors knowledgeable and enthusiastic



Wootton—Great, children kept busy and engaged throughout. Instructors, top quality, clearly experienced



Gatten and Lake—Better than expected. We have had an amazing time



Arreton—The flower/tree detective activities were very scientific and covered a lot of our objectives.

TO BOOK Your visit

Summer Term bookings are being taken on 1st May
Please supply 2 preferred date options
We need to know year group. Number in class (max30),
curriculum subject to be covered.
Visit details are on the next page



Introduction

Our 10 acre Nature Reserve at Blackwater is designed to support primary school education on natural history subjects including the environment with links to literacy, numeracy, creativity. The scientific study of habitats, woodlands, ponds and meadows. The study of life cycles and food chains. Discovering natural materials, textures, colours and shapes



Numbers

We can take a class or group of up to a max of 30 children/visit during the school day 10am—2.30 pm

Cost Sept 24—May 25

A £220. We require a deposit of £100 to confirm the booking

We have a booking form on our website or email angela.hewitt@btclick.com

www.naturezones.org.uk

About Us

- Naturezones provides a safe environment for your children
- Our instructors are CRB checked and have 15 years experience in running school visits at our Field Study Centre
- We are fully public liability insured
- We work with children from reception to Yr 6
- Although we are an outdoor activity centre we have an indoor education pavilion should it rain. But, we don't let rain put us off and recommend that children come prepared for all weathers.
- Toilet facilities

A typical visit will commence with the coach dropping your children at the bus stop opposite Blackwater Mill care home where we will meet them and conduct a nature walk along the cycle track to our centre. Energy expended, children will be ready to have a really good learning experience.

After our safety talk children will either be split into 2 groups or groups of 6. Activities will be divided and after a hot chocolate/squash break in our woodland circle, groups will swap over.

We will return to the barn approx' 12.30 where they will eat the packed lunch that they have brought with them. After lunch there will be a short playtime. We will go over what the children have learnt and then do an art activity (Day Diary) before returning along the cycle track to catch the coach back to school.

The Journey: Coming by mini bus? You can drive right up to the centre. We have a small car park. It can be arranged for parents to collect children from Naturezones at the end of the day. **We have a small car park so we encourage car sharing.** Please ask parents to turn off engines while waiting. (CO2 emissions initiative)

Pocket Money: Optional. recommend £2/3 spend.

Note to Schools: Attending school staff will be acting Loco Parentis

So as not to waste the day please ensure children go to the toilet before setting off.

Please take any rubbish away with you. Thank you



Find us on
Facebook

Naturezones Wildlife Education Trust

Occupational therapy

Parent advice sessions


The NHS Occupational Therapy Team will be running monthly parent advice sessions. These sessions are open to any families which don't have an existing referral.

The sessions will be with an Occupational Therapist and an Assistant.

The team will be able to give advice, signpost to other services / charities and support with completing a full referral to Occupational Therapy if it is felt the needs discussed require a full assessment.

The team will be able to support with advice around:

- Self Care tasks - e.g. washing, dressing, using cutlery, toileting
- Fine motor skill development
- Play skills
- Preschool / school readiness



Session Dates for 2025

(more dates and locations may be added if required):

15 May, 19 June, 17 July, 18 September, 16 October, 20 November

Slots will be available at 9am, 10am and 11am.

Appointments will last for 45mins.

To book, contact the department on **01983 534520** or via email to **iownt.paediatric-ot-mailbox@nhs.net**

Sessions will take place at the Childrens Therapies Department,
St Mary's Hospital, Newport, Isle of Wight