



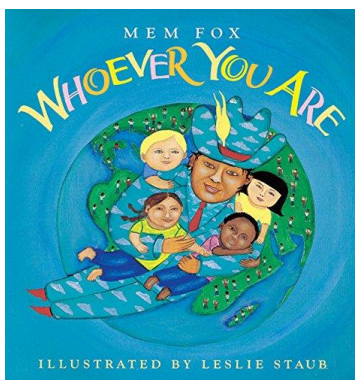
Dear Parents



Next term Year 1 will be looking at poetry and imaginative storytelling. We'll be using the wordless picture book *"Flotsam"* by David Wiesner and the lively poem *"Chocolate Cake"* by Michael Rosen as our key texts.



The children will explore and create their own poems, focusing on features such as: repetitive phrases and patterns, alliteration and onomatopoeia, rhyming words and similes. They will also develop their sentence writing by learning to use statements, questions and exclamations. They will also practise joining ideas and sentences together using conjunctions.



Next term, we will also be learning about different communities and environments, both in the UK and around the world. Children will explore the similarities and differences between people and places, helping them to develop a deeper understanding of diversity and global citizenship.

As part of this topic, we will take part in **Refugee Week** (15th - 21st June). We will be reading *"Whoever You Are"* by Mem Fox to support our learning and inspire the children to write poems about themselves, their communities and what they've discovered about refugees and belonging.

The website **BBC Bitesize** has many videos and activities to help explain these skills to your child and the links are below:

1. How to structure a sentence:

<https://www.bbc.co.uk/bitesize/topics/z7s3p4j/articles/zvcxjsg>

<https://www.bbc.co.uk/bitesize/topics/zrqqtf/articles/zvp6dp3>

<https://www.bbc.co.uk/bitesize/topics/zrqqtf/articles/zpd8ng8>

<https://www.bbc.co.uk/bitesize/topics/zrqqtf/articles/zpxhdxs>

<https://www.bbc.co.uk/bitesize/topics/zrqqtf/articles/zy2r6yc>

2. Using the conjunction "and" to join two sentences together:

<https://www.bbc.co.uk/bitesize/articles/zmqtnrd>

3. Different sorts of sentences – statements, questions, exclamations and commands:

<https://www.bbc.co.uk/bitesize/articles/zvp6dp3>

<https://www.bbc.co.uk/bitesize/topics/zrqqtf/articles/z8strwx>

<https://www.bbc.co.uk/bitesize/topics/zrqqtf/articles/z2xdng8>

<https://www.bbc.co.uk/bitesize/topics/zrqqtf/articles/zqbjy4j>

<https://www.bbc.co.uk/bitesize/topics/zrqqtf/articles/z97r2nb>

4. Choosing the correct tense:

<https://www.bbc.co.uk/bitesize/topics/zrqqtfr/articles/z3dbg82>

5. Adding suffixes “ing”, “ed”, “er” to words

<https://www.bbc.co.uk/bitesize/topics/z8mxrwx/articles/zwgbcwx>

<https://www.bbc.co.uk/bitesize/topics/z8mxrwx/articles/z66nv82>

6. Adding suffixes “er” and “est” to words

<https://www.bbc.co.uk/bitesize/topics/z8mxrwx/articles/zwgbcwx>

7. Using the omissive apostrophe to show contracted words:

<https://www.bbc.co.uk/bitesize/articles/z4cqkty>

8. Adding “s” and “es” to make plurals

<https://www.bbc.co.uk/bitesize/articles/z3dw4xs>

9. Using capital letters for pronoun “I” and for names

<https://www.bbc.co.uk/bitesize/topics/z8x6cj6/articles/zi7dcmn>

Some of the vocabulary might be new to your child so please help them with learning to understand these words:

flotsam - pieces of broken wood and other waste materials found on the beach or floating on the sea	gobble – to eat food really fast	passage – a hallway or corridor	gulp – to eat food quickly by swallowing it in large amounts
bound to notice – likely to find out	smudge – a small mark	refugee – a person who has been forced to leave their country because of war or a natural disaster	feel at home – made to feel welcome

We will continue to use the **Little Wandle Letters and Sounds Revised** phonics scheme to support your child’s reading and writing development. The Little Wandle website offers a range of helpful resources, including videos demonstrating how to pronounce each sound taught in Year 1. It’s a great way to support phonics learning at home and reinforce what your child is learning in school.

<https://www.littlewandlelettersandsounds.org.uk/resources/for-parents/>

This useful YouTube link https://www.youtube.com/channel/UCP_FbjYUP_UtldV2K_-niWw contains videos of the **Little Wandle Letters and Sounds** phonics lessons covering all the phonemes in the order they are taught. To support your child’s learning at home, scroll down to find the Summer Term Year 1 lessons, click ‘**Play All**’ and start from Lesson 1.

This term, we will be revising all the phonemes and graphemes we’ve covered to prepare for the **Phonics Screening Check which will take place during the week beginning 8th June**. The PowerPoint presentation from the parent information session that we held last term on the Phonics Screening Check is now available on the Year 1 page of the school website under **Curriculum tab** and a printed information sheet has been sent home for your reference.

For additional guidance, the government website

<https://www.gov.uk/government/publications/phonics-screening-check-information-for-parents>

provides useful information about the Phonics Screening Check. You can also visit

<https://home.oxfordowl.co.uk/year-1-phonics-screening-check/> for helpful activities to practice reading and further support your child's preparation.

This term, we will be assessing the children on their ability to read and write the first 100 high-frequency words. By the end of Year 1, the children should be able to read and write all of these words confidently. We kindly ask for your support in helping your child practise both reading and spelling these words at home. For additional support, here is a helpful link to **BBC Bitesize**, which provides resources for practising reading and spelling these words:

<https://www.bbc.co.uk/bitesize/topics/zcgv39q/articles/zqx3sk7>

<https://www.bbc.co.uk/bitesize/topics/zcgv39q/articles/z38t2v4>

<https://www.bbc.co.uk/bitesize/topics/zcgv39q/articles/z7s9g7h>

<https://www.bbc.co.uk/bitesize/topics/zcgv39q/articles/zg72dp3>

Many thanks

Year 1 team