

Dear Parents,




In the second part of the Autumn term, Elm will continue to learn about families and animals.

In English, we will be looking at stories and non-fiction books about animals. We will explore further the story, "Peace at Last" by Jill Murphy and explore, "One Day On Our Blue Planet, In The Savannah" by Ella Bailey.

. The children will also be introduced to poetry, listen to simple poems and rhymes.



Other books we will read and explore includes:



We will continue to practice retelling and sequencing stories. In non-fiction writing, we will write labels and captions and begin to write simple sentences with a capital letter at the beginning, finger spaces between each word and a full stop at the end. We will continue to respond to questions starting with, 'who', 'what doing' and 'where' with non-fiction and events in stories. We will use Colourful Semantics to support the children's understanding of questions and to develop their writing. Here is some information for you to read about Colourful Semantics:

<https://www.youtube.com/watch?v=1REv05bGkGI>

The website Espresso has many videos to help explain these to your child and the links are below. Your child has already been given his/ her own password for this website.

1. Sequencing ideas – Reception to Year 1

<https://app.discoveryeducation.co.uk/learn/channels/channel/4541e49b-4a9c-4c98-a151-22ca897c1c44>

<https://app.discoveryeducation.co.uk/learn/player/9f7be62e-0750-4896-aef9-4829b365d1ac>

1. How to structure a sentence:

<https://app.discoveryeducation.co.uk/learn/player/cc65b5e5-1815-4e48-a91d-d11b24a79705>

2. Using finger spaces

<https://app.discoveryeducation.co.uk/learn/player/b11a3e6d-ef29-4671-8e69-cc18c51acd29>


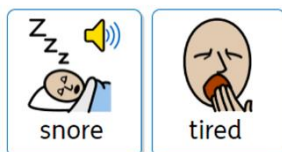

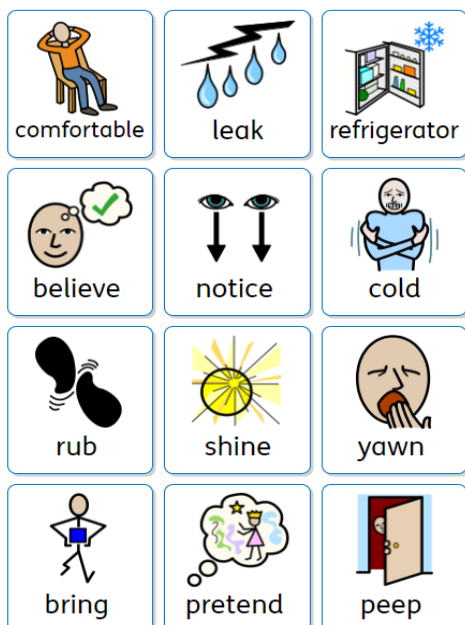
3. Capital letters and full stops

<https://app.discoveryeducation.co.uk/learn/player/e209e37b-70f8-4c2d-925f-78eadee6ea49>

Topmarks.co.uk website (No need for a password for most activities) This is a great site with reading, writing, and Mats games with links to different recommended sites for learning.

4. Letter formation practice: <https://www.doorwayonline.org.uk/activities/letterformation/>

Some of the **vocabulary** might be new to your child so please help him/her with learning to understand these words:



peeped in at the window (just started to shine in the window)		peace at last (finally everything is quiet)	prey – an animal that is hunted by another animal for food
refrigerator - fridge	snore – a sound made while asleep	savannah – a large grassy area of land with few trees	cub – a baby lion
uncomfortable – not comfortable	street lamps (street lights)	pride – a group of lions	stalking – quietly hunting another animal
notice - see	pretending	lioness – a female lion	

In West Acton we use **Little Wandle, Letters and Sounds (revised)** phonics scheme to teach your child phonics. The website has lots of really helpful information about the phonemes that we teach in Elm from Reception to Year1 catch up with videos showing how to pronounce all of the different sounds.

<https://www.littlewandlelettersandsounds.org.uk/resources/for-parents/>

This link https://www.youtube.com/channel/UCP_FbjYUP_UtldV2K_-niWw has videos of lessons teaching all the phonemes in the order that they are taught. Look for Autumn Term Reception or Year 1 lessons, (depending on your child's need and select Play All and then scroll down to Lesson 1.

Also find below another useful link to the Espresso website with games and activities which will help the children with learning all the phonic sounds that they need to know by the end of Reception and Year 1 (Phase 2 - 5 Letters and Sounds): https://app.discoveryeducation.co.uk/learn/channels/channel/88a51a48-587e-4fef-af49-b069191cdd77?embed=false&embed_origin=false

We will continue assessing the children this term on reading and writing the first 100 high frequency words. The children need to know how to read and write these by the end of Year 1. Please help your child to practise reading and spelling these words. Please find below a link to Espresso which will help them with reading and spelling these words:

<https://app.discoveryeducation.co.uk/learn/search?q=high%20frequency%20words>

Many thanks

Ms James