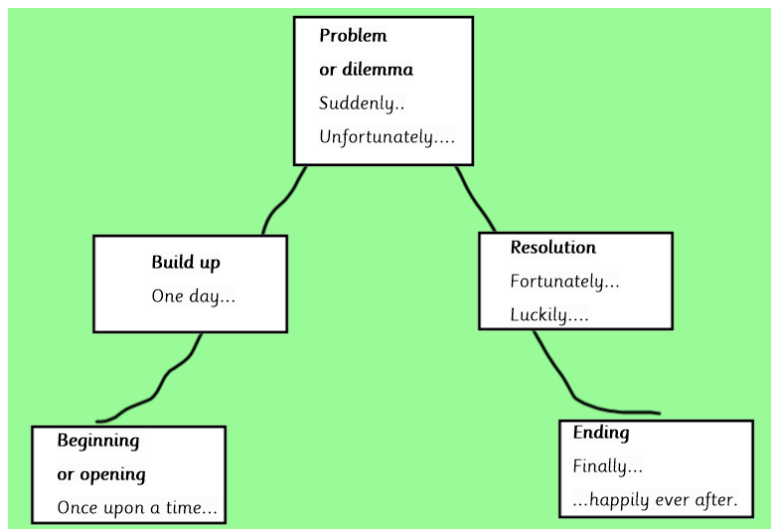



Dear Parents

In Spring 1, Year 1 will be exploring the world of traditional tales. The children will read and enjoy a variety of well-known stories such as *The Three Little Pigs*, *Goldilocks and the Three Bears*, *Jack and the Beanstalk* and *Little Red Riding Hood*. We will be learning about the common structure shared by traditional tales. These stories usually begin with an opening such as "Once upon a time...", before introducing the characters and setting in the build-up, often beginning with "One day...". The main part of the story involves a problem or dilemma, typically introduced with phrases like "Suddenly..." or "Unfortunately...". This is followed by the resolution, where the problem is solved - often starting with "Luckily..." or "Fortunately...". Finally, the tale concludes with a familiar ending, such as "...and they all lived happily ever after."




Next half term, we will be exploring two exciting alternative versions of *Little Red Riding Hood*: *Little Red* by



Lynn Roberts-Maloney and *Isabel and the Hungry Coyote* by Keith Polette.

Our writing focus will continue to be on forming accurate sentences, including using capital letters at the beginning, finger spaces between words and full stops at the end. We will also be learning how to make our writing more engaging by using questions and exclamations, as well as joining ideas together with the conjunctions "and", "but", and "because".



In addition, the children will be introduced to contracted words that use an omissive apostrophe, such as "I'm", "wasn't", "don't", "I'll" and "you've" and will practise reading and writing them.

The website **BBC Bitesize** has many videos and activities to help explain these skills to your child and the links are below.

1. Using finger spaces
<https://www.bbc.co.uk/bitesize/articles/z4tbcmn>
2. Capital letters and full stops
<https://www.bbc.co.uk/bitesize/articles/zv78jhw>
3. Using the conjunction "and" to join two sentences together:
<https://www.bbc.co.uk/bitesize/topics/zrqqtfr/articles/zmqtnrd>
4. Using question marks:
<https://www.bbc.co.uk/bitesize/topics/z8x6cj6/articles/zcm3qhv>
5. Using omissive apostrophes:
<https://www.bbc.co.uk/bitesize/articles/z4cqkty>

6. Adding suffixes – ing and –ed to words

<https://www.bbc.co.uk/bitesize/articles/z66nv82>

Some of the vocabulary might be new to your child so please help him/her with learning to understand these words:

inn (an old fashioned hotel)	ginger beer (a fizzy drink made with ginger)	encounters (meetings)	highwayman (someone who stole money from people travelling on the road)
keg (a container)	ferocious/fearsome (scary)	drooling (dribbling saliva from the mouth)	terrific pace (very fast)
short-sighted (can't see very far)	drapes (curtains)	disguised (dressed up to look like someone else)	pounced (jumped on something)
wig (pretend hair)	darkened room (the room was very dark)	crooned (sang quietly)	guzzled down (drank really quickly)
tottered (stumbled about)	woolly stockings (long thick socks)	embarrassing (nervous or uncomfortable)	aftereffects (consequences)
coyote (type of wolf that lives in America)	prowled (to walk backwards and forwards looking for something)	churned (moved around quickly)	inched closer (moved closer slowly bit by bit)
valley (a low area of land between hills or mountains)	adobe house (a house made from mud bricks)	tamales (a Mexican dish made of flatbread filled with meat)	quivering (shaking)

Next half term, we will continue to follow the ***Little Wandle Letters and Sounds (Revised)*** phonics scheme to support your child's reading and spelling. The ***Little Wandle*** website provides a range of useful resources for families, including videos that demonstrate how to pronounce each phoneme taught in Year 1.

<https://www.littlewandlelettersandsounds.org.uk/resources/for-parents/>

You may also find this YouTube channel helpful https://www.youtube.com/channel/UCP_FbjYUP_UtldV2K_-niWw as it contains lessons for all the graphemes and phonemes in the order they are taught. To use it, select the Autumn Term Year 1 lessons, choose "Play All", and scroll down to begin at Lesson 1.

This term, we will be assessing the children on their ability to read and write the first 100 high-frequency words. By the end of Year 1, the children are expected to be confident with both reading and spelling all of these words.

Please support your child by practising these regularly at home. The following **BBC Bitesize** link may be useful for helping with reading and spelling:

<https://www.bbc.co.uk/bitesize/topics/zcgv39q/articles/zqx3sk7>

<https://www.bbc.co.uk/bitesize/topics/zcgv39q/articles/z38t2v4>

<https://www.bbc.co.uk/bitesize/topics/zcgv39q/articles/z7s9g7h>

<https://www.bbc.co.uk/bitesize/topics/zcgv39q/articles/zg72dp3>

Many thanks
Year 1 team